




## Links to Agriculture **The Forest and Me**



### **Maryland's State Tree**

Maryland's state tree is the **White Oak**. It is the most abundant oak growing in Maryland and is found in every county and Baltimore City. White Oaks can reach heights of 60 to 150 feet. By the time a White Oak is 50 years old, it begins to produce acorns. It can produce as many as 10,000 acorns in a year. Acorns are sweet to the taste and part of the diet of 80 different birds and animals.



### **What Do Our Forests Supply?**

Maryland's forests supply wood for homes and furniture and wood pulp for our paper products. The roots of trees hold soil in place and prevent erosion. Fallen leaves make excellent compost which enriches the soil.

Trees also contribute to the environment by providing oxygen and improving air quality. The forest is home to many kinds of plants, birds, and animals. Everything from big bears to little chipmunks can be found in our forests.

### **Have Fun in the Forest!**

There are a lot of things we can do in our forests! We can go camping, hunting, or swimming. Some people like to go hiking or watch wildlife in the forest. There are many trails where you can hike and explore. There are over 100,000 miles of trails and over 23,000 developed recreation sites in the United States for us to use and enjoy. Take a hike and see what the forest has to offer!



## How Well Did You Read?

1. How many acorns can a mature White Oak produce in one year?

1. 100
2. 1000
3. 10,000
4. 100,000




5. The White Oak is the most **abundant** tree growing in Maryland. What does **abundant** mean?

1. rarely found
2. commonly found

3. What can the wood from forests be used to make?

1. furniture
2. wood pulp
3. homes
4. all of the above



5. What do you think is the most important thing that a forest provides? Be sure to support your answer with details.

---

---

---

6. Which activities do you think you would enjoy doing in the forest?

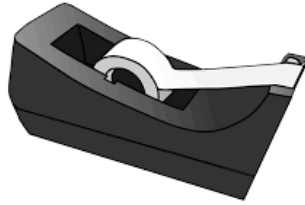
- camping
- hunting
- swimming
- hiking
- watching wildlife



## Make a Leaf Collection


### Materials:

- wax paper
- towel
- iron
- scissors
- scrapbook
- tape
- LEAVES!



### Directions:

1. Go to a state park or forest near your house and find some different kinds of leaves.
2. Put a leaf between two pieces of wax paper.
3. Cover the wax paper with a towel and iron it. Have an adult help you.
4. Let the leaf and paper cool.
5. Cut your wax paper to the size you want and tape it in your scrapbook.
6. Use the characteristics of the leaves to identify and label each leaf.
7. Do steps 2-6 again with other leaves to complete the collection!



## Forest Trivia

- One-third of the United States is covered in forests.
- The United States has **154** protected areas known as National Forests covering 188,336,179 acres.
- Plantation forests are forests that have been planted by tree farmers. Plantation forests supply much of the wood humans use.
- Maryland has eight state forests.



## Did You Know...?

- Over 160 native tree species can be found in Maryland.
- Oak and hickory trees are the most common hardwood trees in Maryland.
- Loblolly pine is the most common softwood on the Eastern Shore of Maryland.
- The forest-product industry is a large industry in Maryland.



## Joke Time

1. How can you tell that a tree is a dogwood tree?
2. How did the tree get lost?



## Joke Answer:

1. By its bark
2. It took the wrong root.



For more agricultural education lessons and resources, visit:  
[www.maefonline.com](http://www.maefonline.com)