



Christmas Tree Farm Art

Create seasonal art while learning about Christmas Tree Farming



People around the world have decorated their homes with fresh Christmas trees for hundreds of years. Have you ever wondered where Christmas trees come from? Many people in the United States cut their own trees from forests until the 1930s and 1940s.

Christmas trees have been sold commercially in the United States since the mid -1800s, and the first Christmas tree farm was started in 1901. Today, there are more than 15,000 Christmas tree growers in the United States and trees are grown in all 50 states. This year, between 25 and 30 million Christmas trees will be sold, and around 73 million new trees will be planted!








Recommended Ag Literature:
A Wish to be a Christmas Tree
by Colleen Monroe

To watch a video about growing Christmas trees, click [here](https://tinyurl.com/y4u79ofv).
<https://tinyurl.com/y4u79ofv>

To watch a video about a Christmas tree farm in Maryland, click [here](https://tinyurl.com/y3dztjqc).
<https://tinyurl.com/y3dztjqc>

Find Christmas tree farms in Maryland by clicking [here](https://tinyurl.com/y4f2u6s3).
<https://tinyurl.com/y4f2u6s3>

To make Christmas Tree Farm Art you will need: white card stock, scissors, glue, green and brown scrapbooking paper (or green and brown paint and a sponge)

<p>1. Find pieces of green paper with interesting patterns.</p> 	<p>1. If you prefer, you can paint your own paper. Use a sponge to paint green stripes on the paper. Paint one brown stripe for the tree trunks.</p> 
<p>2. Cut the green paper into strips, and then into triangles.</p> 	<p>2. After the paint dries, cut the paper into strips and then into triangles. Cut the brown strip into rectangles for the trunks.</p> 
<p>3. Arrange the triangle trees on your paper. Add brown rectangles for trunks, and glue. If you like, add details to your farm with crayons.</p> 	<p>3. Arrange the triangle trees on your paper. Add the brown rectangles for trunks, and glue. If you like, add details to your farm.</p> 